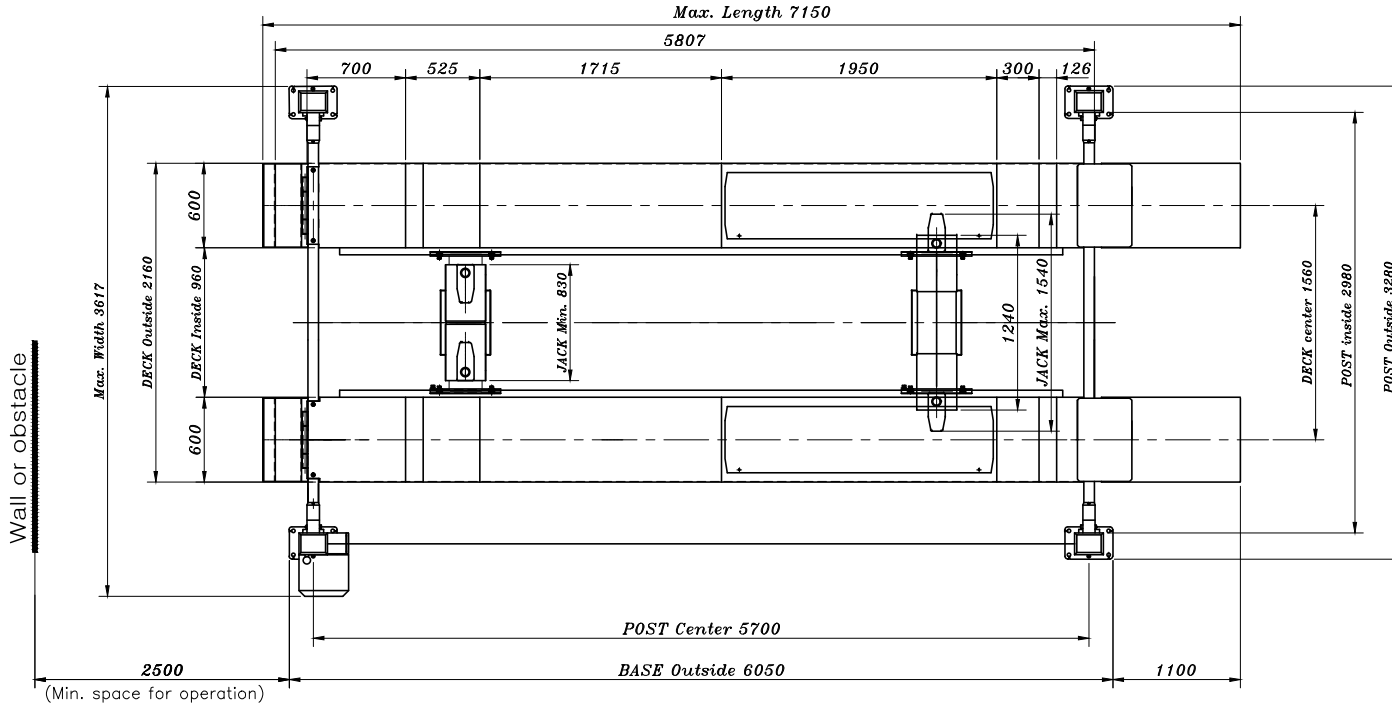
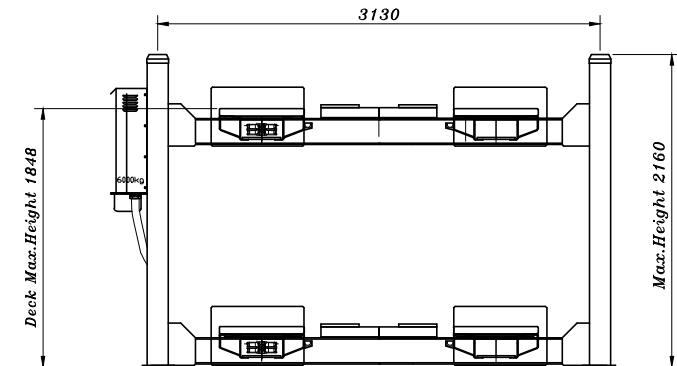
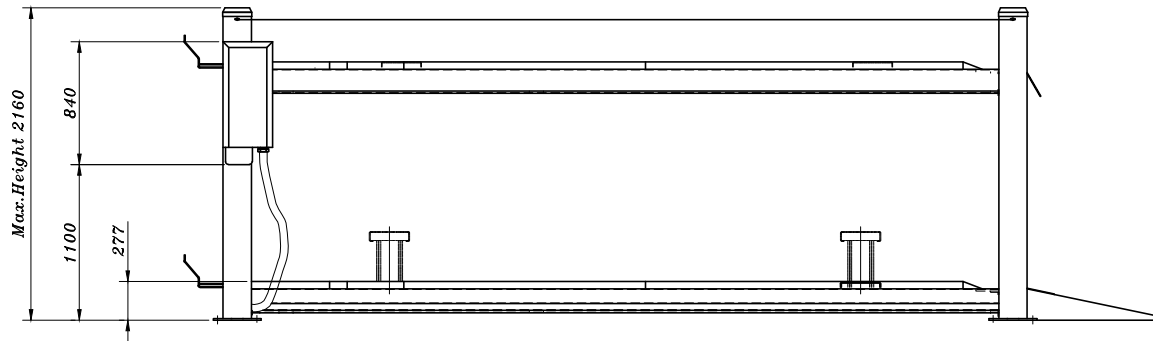


NO	DATE	REVISION & DESCRIPTION	SIGNATURE	
			REVIEWED	CHECKED
△				
△				



MODEL NO.	SL-6000A (JACK TYPE)	
MAX(CAPACITY)	MAIN	6,000 Kg
	JACK	3,000 Kg
MAX.HEIGHT	MAIN	1,848
	JACK	455 mm
LOWEST HEIGHT	MAIN	277 mm
	JACK	300 mm
SIZE (mm)	3,617W x 2,160H x 7,150L	
LIFTING TIME	MAIN	About 50 sec.
	JACK	About 8 sec.
LOWERING TIME	MAIN	About 35 sec.
	JACK	5 ~ 15 sec.
POWER & MOTOR	Single	
	3phase	3HPx4Px220V/380Vx60Hz
OPERATION METHOD	Control panel and/or wired remote control type	



NOTE

1. The place of installation must be horizontal.
2. The ground thickness of concrete must be more than 150mm
3. After installation of lift, empty space between ground, and lift should be taken care of by concrete.

NO.	DESCRIPTION	WEIGHT OR SIZE	MATERIAL	Q'TY	REMAK
ANOTHER	APPROVED BY.		TITLE.	SL-6000A	
	CHECKED BY.		4-POST JACK TYPE LIFT		
	DESIGNED BY.	YS.Y.			
	DATE.	2012. 04.05			
	SCALE.				
	DWG NO.				